
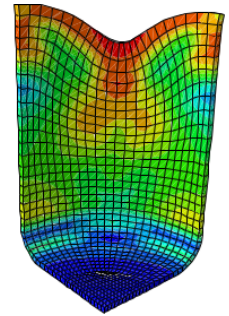
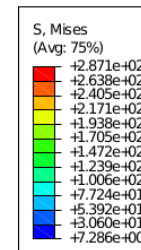


OPTIMIZATION PROBLEMS IN MATERIALS PROCESSING

Melanie.Senn@iwm.fraunhofer.de



Fraunhofer
IWM



Optimization problems in materials processing

1. Time-independent parameters

1. Optimization of model / process parameters

Example: minimization of spring-back in draw bending

2. Time-dependent parameters

1. Deterministic


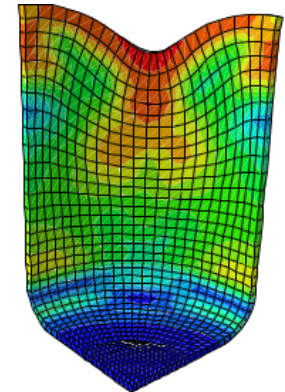
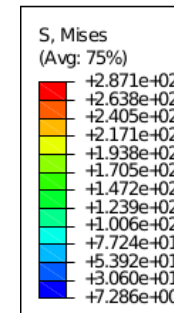
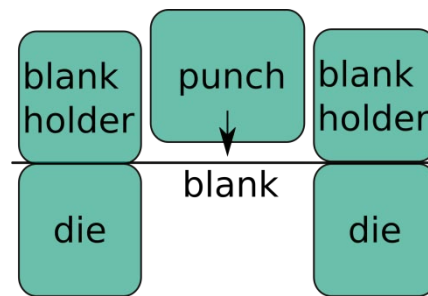
Example: optimization of step sizes in incremental hole drilling

2. Stochastic (under uncertainty)

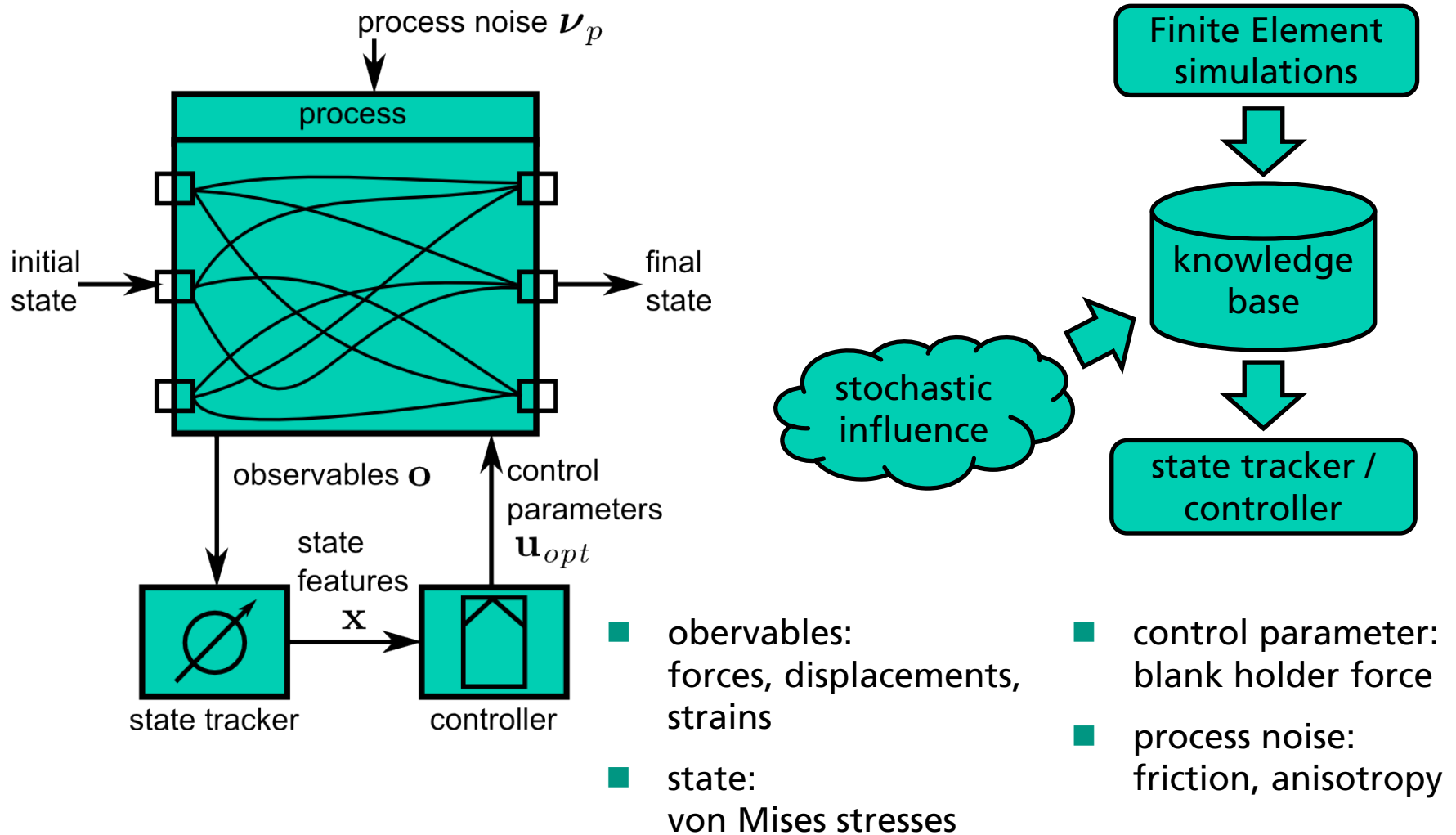
Example: optimal control of blank holder force in deep drawing

2.2 Optimal control in deep drawing: process overview

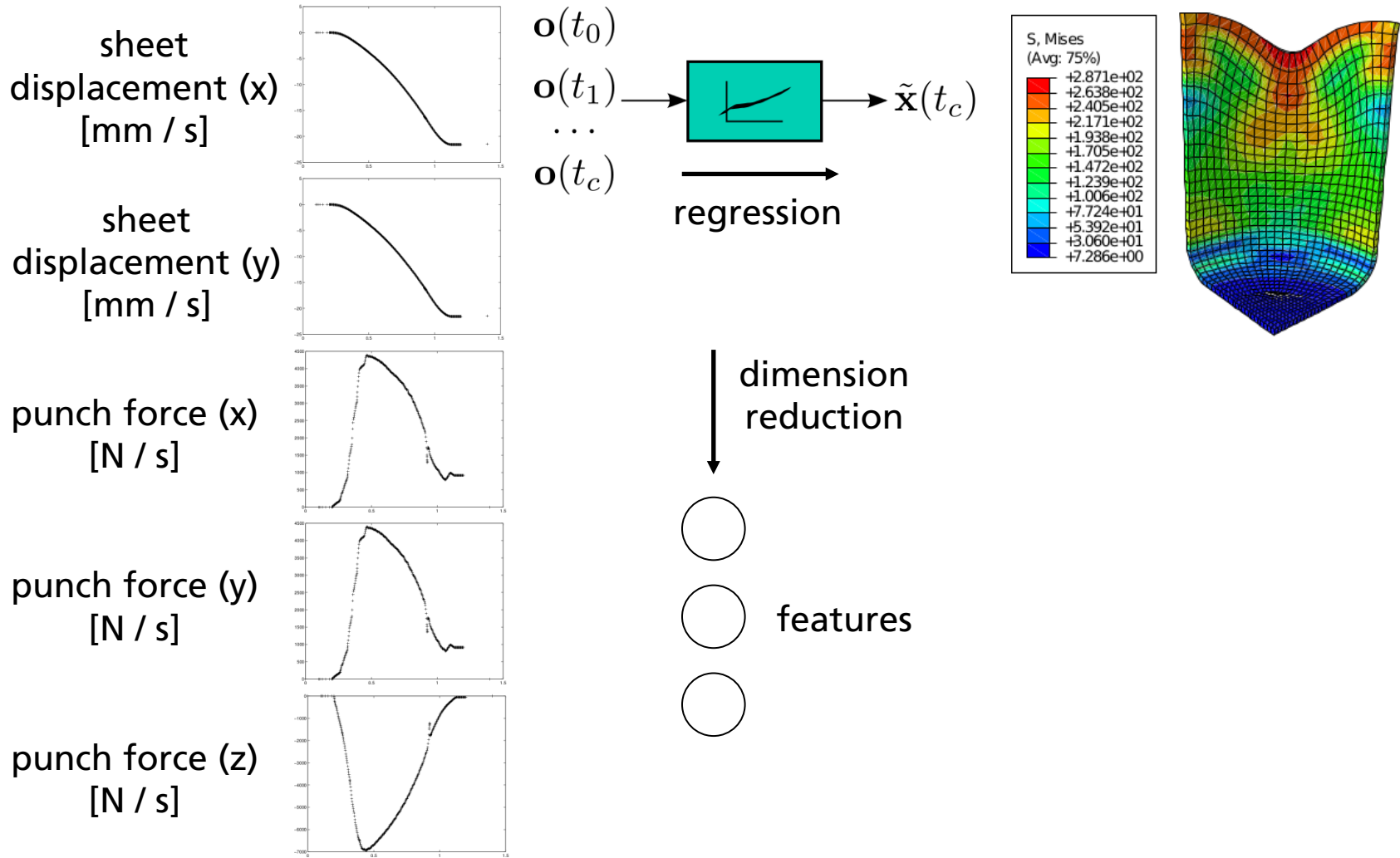
- Controlled variable: stress distribution (sheet)
- Control parameter: blank holder force (machine)



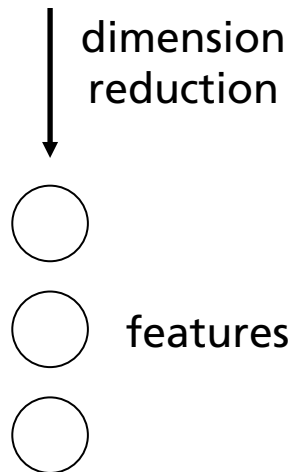
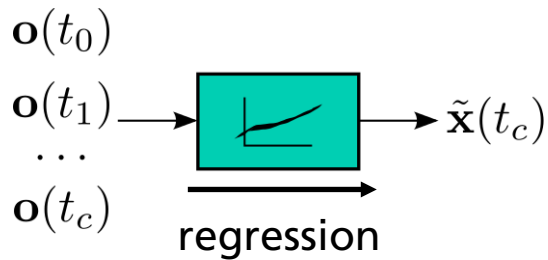
2.2 Optimal control in deep drawing: generic model + data



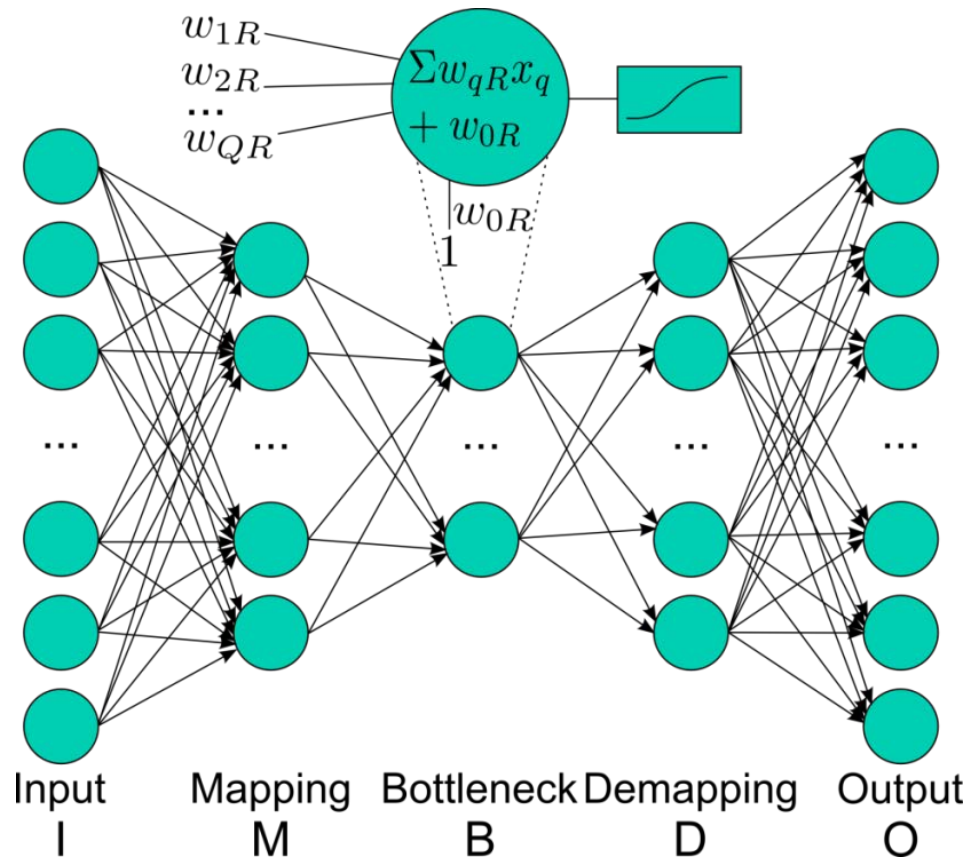
2.2 Optimal control in deep drawing: state tracker model



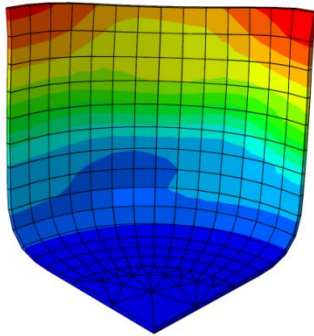
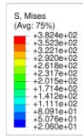
2.2 Optimal control in deep drawing: state tracker model



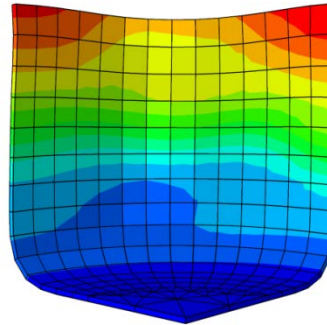
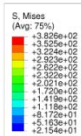
Principal Function Approximator



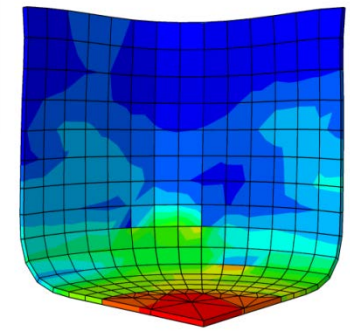
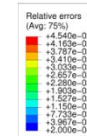
2.2 Optimal control in deep drawing: state tracker results



von Mises stresses
(simulation)



von Mises stresses
(prediction)



relative error [0, 0.0454]
(prediction vs. simulation)

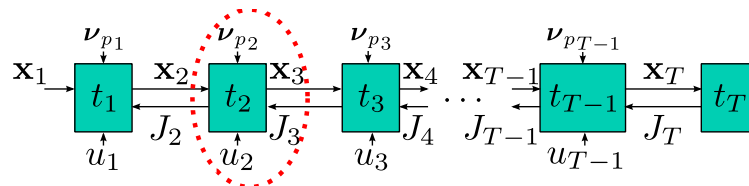
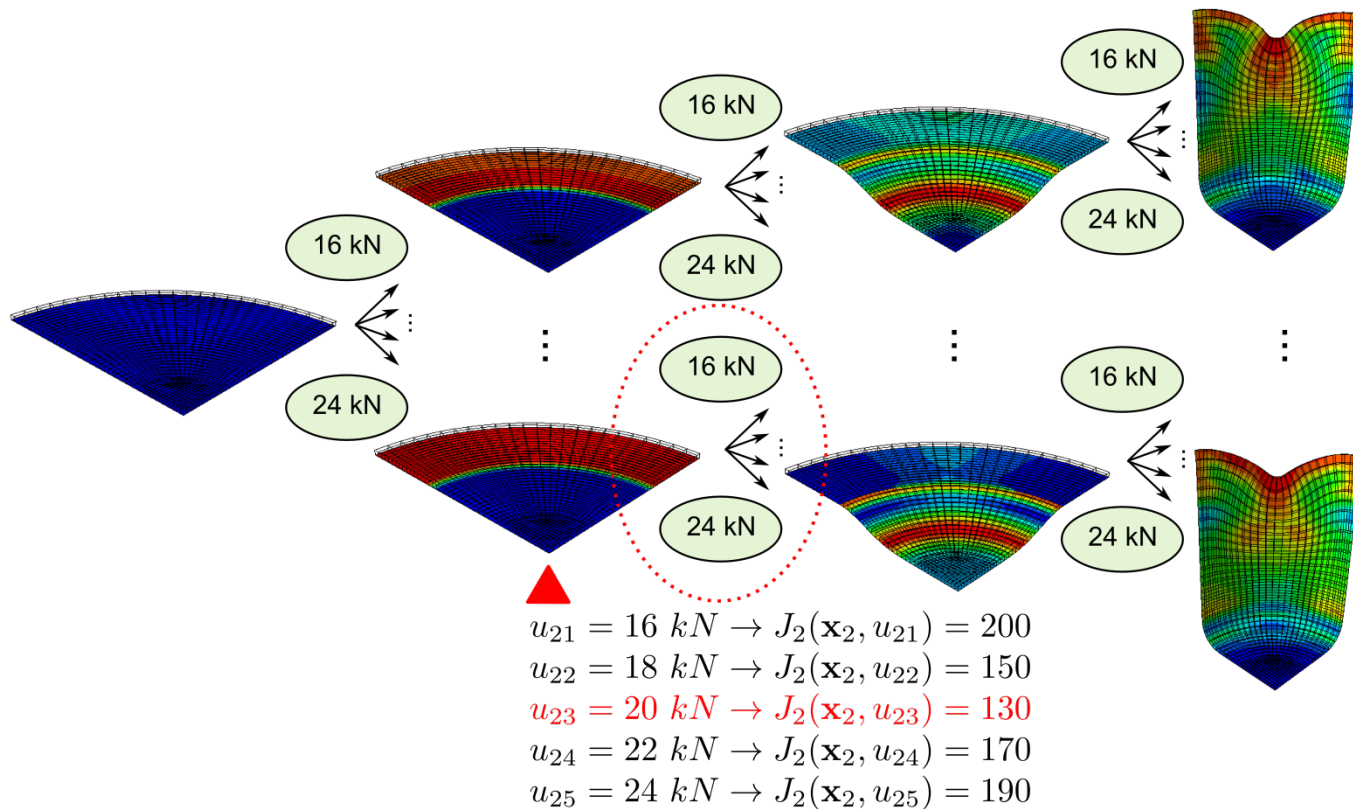
Principal Function Approximator

100 samples: 80% training, 20% test, 5-fold cross validation

Relative error mean: 0.0082

Relative error max: 0.1292

2.2 Optimal control in deep drawing: controller model

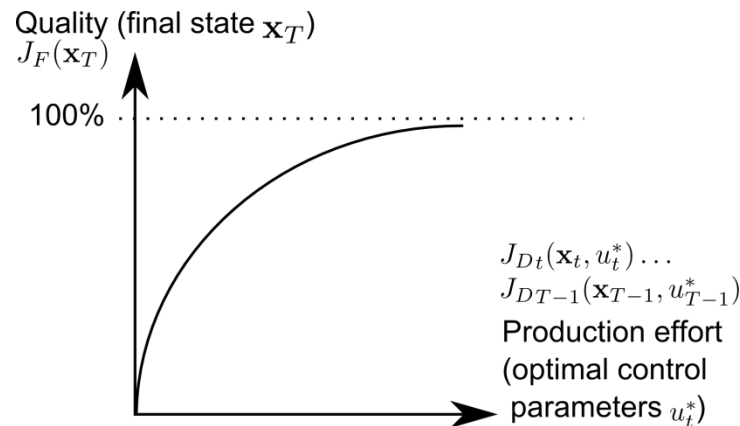
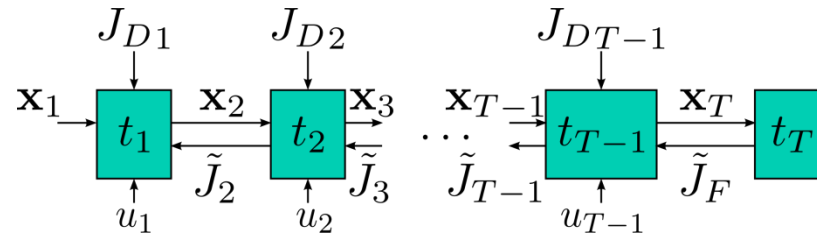


t: decision point in time, **J**: cost function, **u**: control parameter
x: state / state features (controlled variable), ν_p : process noise

2.2 Optimal control in deep drawing: controller model

■ Bellman equation

$$u_{t\text{opt}}(\mathbf{x}_t) = \arg \min_{u_t \in U_t} \{ J_{Dt}(\mathbf{x}_t, u_t, \mathbf{x}_{t+1}) + \langle \tilde{J}_{t+1}(\mathbf{x}_{t+1}) \rangle \}$$



2.2 Optimal control in deep drawing: controller results

- State transitions $x_{t+1} = f_t(x_t, u_t, v_{p_t})$
 - Artificial Neural Network (deterministic) + noise model (μ, Σ)
- Costs
 - Local costs J_{D_t} , final costs J_F (user-defined functions)
 - Total costs \tilde{J}_{t+1} (Artificial Neural Network)

comparison of controllers by total applied costs $J_{D_1} + \dots + J_{D_T} + J_F$

	classical DP	backward ADP	forward ADP
relative cost difference (in %)*	4.96	8.43	8.85

*w.r.t. deterministic cost minimum,
100 stochastic paths


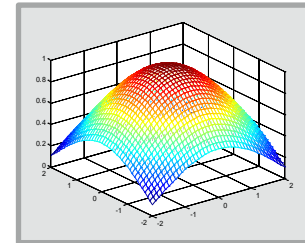


decrease in complexity

DP: Dynamic Programming, ADP: Approximate Dynamic Programming

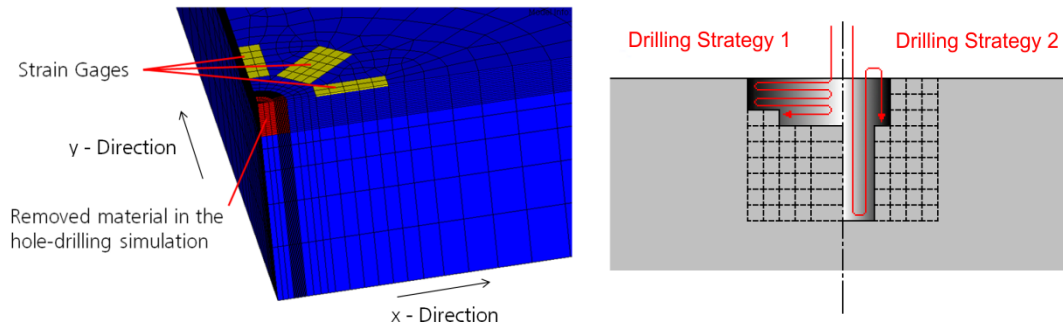
2.2 Optical strain measurement

- Digital Image Correlation
 - Evaluate experiments after execution (e. g. tensile tests)
 - Determine material properties (e .g. Youngs modulus)
 - Sub-pixel accuracy
- Statistical methods (centroid)
 - High measurement rate
 - Base for closed-loop strain control

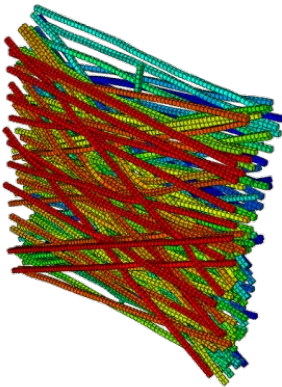


2.1 Parameter optimization in finite element simulations

- Optimization of step sizes in incremental hole drilling

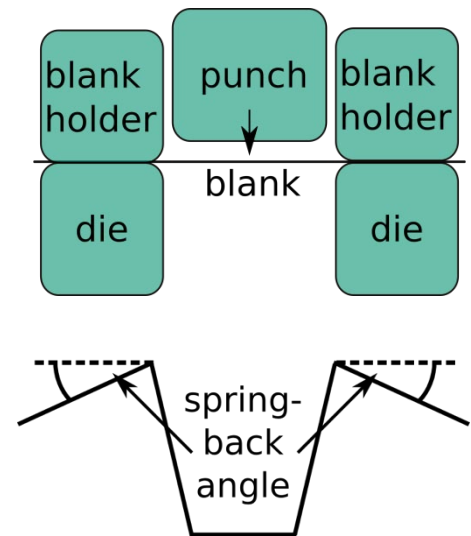
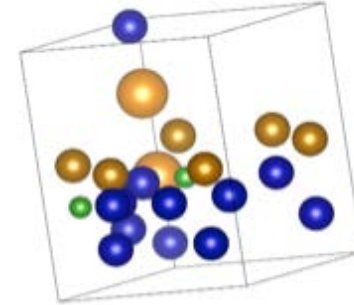


- Optimization of fiber orientations in fiber-reinforced composites



1.1 Material and process design

- High-throughput screening
 - Complex parameter optimization problems
 - Find correlations between atomic structure and magnetic properties
- Integrated surrogate modeling approach
 - Design of Experiments (DoE)
 - Surrogate modeling (e.g. Artificial Neural Networks)
 - Parameter optimization w.r.t. desired result (e.g. Genetic Algorithms)
 - Example: minimize spring-back in draw bending
 - Conventional / sequential DoE



Summary and outlook

- Optimization problems in materials processing
 - Time-dependent / time-independent
 - Deterministic / stochastic
- Establish field of „process optimization“ at IWM
 - Existing problems / new challenges

Thank you for your attention!

Questions?